

# 1.

**Student Information System** Login: Password: Login

Text mode

**Education**

- Subjects
- Thesis (Selection of subject)
- Inquiry
- Exam dates

**Time-table**

- Schedule NG

**Admission process**

- Admission requirements
- Study application form
- Admission procedure status

**Utills**

- Invitations for state exams

**Noneducational agenda**

- Meeting with international participation

**Others**

- File manager
- Accreditation
- Graduation
- Harmonogram
- Life-Long Education courses
- Notice-board
- Who is Who
- Číselníky 3
- Login searching

List of announced days of examinations, enlisting for examination, changing, and canceling it, checks of exam attempts.

# 2.

**Student Information System** Sign in Anonym

Login:

Login: Password: Login

Students of centralized faculties use their CAS password for logging in, other users (employees, teachers) use passwords according to the appropriate policy of their faculty (see page about logging in).

Anonymous access Kontakty

Univerzita Karlova v Praze | Informační systém UK

# 3.

**CAS - Charles University Authentication Service**

You wish to:

**Password for CAS**

- Change temporary password from registration office
- Change password for the Central Authentication Service
- Renew recently expired password for the Central Authentication Service
- Obtain new password or reset forgotten password

**Other services**

- Manage your domain accounts
- Set password for eduroam realm cuni.cz
- Change contact information
- Validate email addresses

**Information and support**

- Get more information about Central

If you do not need assistance with CAS, you can log in to access CAS portal directly.

Username\* Password\*

Watch for keyboard settings, CapsLock etc.

After five unsuccessful login attempts the account will be blocked for twenty minutes.

Login

#### 4.

### Set password for the Central Authentication Service

 Password set using this form will be considered weak?. You have to visit [card issuing office or faculty's registration authority](#) to obtain verified password.  
[List of services requiring verified password.](#)

#### Lookup your account

Enter data required to uniquely identify your account in CAS. If there are more accounts found, you will be asked for additional information to narrow the search.

#### Enter data to lookup your account

E-mail

or

First name

Last name

Date of birth

You have a choice but in both of the cases the next step is the same


You put your Faculty e-mail address

Fill in the data according to your ISIC card

submit it


#### 5.

### Set password for the Central Authentication Service

 Password set using this form will be considered weak?. You have to visit [card issuing office or faculty's registration authority](#) to obtain verified password.  
[List of services requiring verified password.](#)

#### Verify your identity

Enter data required to verify your identity. You can find your personal number and identity card number on your identity card as indicated on the picture.



ID card number    Personal number

#### Verify your identity ( ):

First name\*

Last name\*

Personal number\*

Date of birth\*

ID card number\*

Birth code suffix\*

**Authorization code should be sent to:**

E-mail\*

Fill in the missing information from your ISIC card

Please, click on Other and fill in your private e-mail address and click on Submit. You will receive an e-mail with the new Authorization code

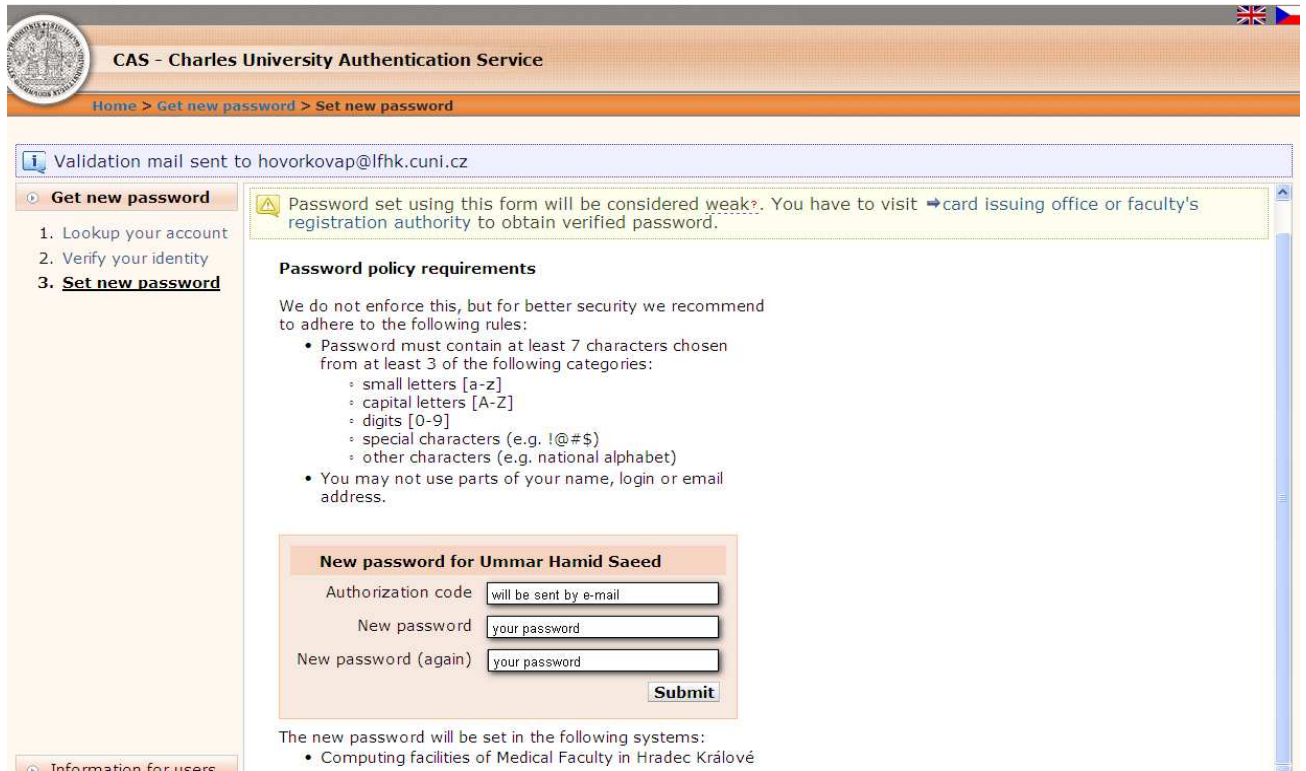
## 6.

### This information will come by e-mail:

To confirm your new CAS password enter on <https://ldap3.cuni.cz/reset/reset> the following authorization code: **28NBJ6aw7B**

You can also use this direct link: <https://ldap3.cuni.cz/reset/reset/key/28NBJ6aw7B>

Your CAS administrators



CAS - Charles University Authentication Service

Home > Get new password > Set new password

Validation mail sent to hovorkovap@lfhk.cuni.cz

**Get new password**

1. Lookup your account
2. Verify your identity
3. **Set new password**

Warning: Password set using this form will be considered weak. You have to visit → card issuing office or faculty's registration authority to obtain verified password.

**Password policy requirements**

We do not enforce this, but for better security we recommend to adhere to the following rules:

- Password must contain at least 7 characters chosen from at least 3 of the following categories:
  - small letters [a-z]
  - capital letters [A-Z]
  - digits [0-9]
  - special characters (e.g. !@#%)
  - other characters (e.g. national alphabet)
- You may not use parts of your name, login or email address.

**New password for Ummar Hamid Saeed**

Authorization code:

New password:


New password (again):

The new password will be set in the following systems:

- Computing facilities of Medical Faculty in Hradec Králové

Information for users

## 7.



SIS Student Information System

Login:  Password:

Text mode

**Education**

Subjects Thesis (Selection of subject) Inquiry Exam dates

**Time-table**

Schedule NG

**Admission process**

Admission requirements Study application form Admission procedure status